



General information about company

Scrip code	000000
NSE Symbol	
MSEI Symbol	INTERTEC
ISIN	INE137B01010
Name of the company	INTERTEC TECHNOLOGIES LIMITED
Whether company is SME	No
Class of Security	Equity Shares
Type of report	Quarterly
Quarter Ended / Half year ended/Date of Report (For Prelisting / Allotment)	30-06-2024
Date of allotment / extinguishment (in case Capital Restructuring selected) / Listing Date	
Shareholding pattern filed under	Regulation 31 (1) (b)
Whether the listed entity is Public Sector Undertaking (PSU)?	No

Declaration

Sr. No.	Particular	Yes/No	Promoter and Promoter Group	Public shareholder	Non Promoter- Non Public
1	Whether the Listed Entity has issued any partly paid up shares?	No	No	No	No
2	Whether the Listed Entity has issued any Convertible Securities ?	No	No	No	No
3	Whether the Listed Entity has issued any Warrants ?	No	No	No	No
4	Whether the Listed Entity has any shares against which depository receipts are issued?	No	No	No	No
5	Whether the Listed Entity has any shares in locked-in?	No	No	No	No
6	Whether any shares held by promoters are pledge or otherwise encumbered?	No	No		
7	Whether company has equity shares with differential voting rights?	No	No	No	No
8	Whether the listed entity has any significant beneficial owner?	No			

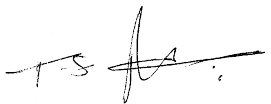




Table VI - Statement showing foreign ownership limits

Particular	Approved limits (%)	Limits utilized (%)
As on shareholding date	10	1.03
As on the end of previous 1st quarter	10	1.03
As on the end of previous 2nd quarter	10	1.03
As on the end of previous 3rd quarter	10	1.03
As on the end of previous 4th quarter	10	1.03






Table I - Summary Statement holding of specified securities

Category (I)	Category of shareholder (II)	Nos. Of shareholders (III)	No. of fully paid up equity shares held (IV)	No. Of Partly paid-up equity shares held (V)	No. Of shares underlying Depository Receipts (VI)	Total nos. shares held (VII) = (IV)+ (V)+ (VI)	Shareholding as a % of total no. of shares (calculated as per SCRR, 1957) (VIII) As a % of (A+B+C2)	Number of Voting Rights held in each class of securities (IX)			
								No of Voting (XIV) Rights			Total as a % of (A+B+C)
								Class eg: X	Class eg:y	Total	
(A)	Promoter & Promoter Group	2	1507960			1507960	19.94	1507960		1507960	19.95
(B)	Public	4559	6052775			6052775	80.06	6051709		6051709	80.05
(C)	Non Promoter- Non Public										
(C1)	Shares underlying DRs										
(C2)	Shares held by Employee Trusts										
	Total	4561	7560735			7560735	100	7559669		7559669	100

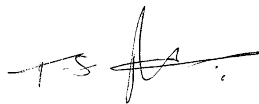




Table I - Summary Statement holding of specified securities

Category (I)	Category of shareholder (II)	No. Of Shares Underlying Outstanding convertible securities (X)	No. of Shares Underlying Outstanding Warrants (Xi)	No. Of Shares Underlying Outstanding convertible securities and No. Of Warrants (Xi) (a)	Shareholding , as a % assuming full conversion of convertible securities (as a percentage of diluted share capital) (XI)= (VII)+(X) As a % of (A+B+C2)	Number of Locked in shares (XII)		Number of Shares pledged or otherwise encumbered (XIII)		Number of equity shares held in dematerialized form (XIV)	Sub-categorization of shares		
						No. (a)	As a % of total Shares held (b)	No. (a)	As a % of total Shares held (b)		Sub-category (i)	Sub-category (ii)	Sub-category (iii)
(A)	Promoter & Promoter Group				19.94					1507960			
(B)	Public				80.06					5690720	5895689	0	0
(C)	Non Promoter-Non Public												
(C1)	Shares underlying DRs												
(C2)	Shares held by Employee Trusts												
	Total				100					7198680	5895689	0	0

T.S. [Signature]



Table II - Statement showing shareholding pattern of the Promoter and Promoter Group

Sr.	Category & Name of the Shareholders (I)	Nos. Of shareholders (III)	No. of fully paid up equity shares held (IV)	No. Of Partly paid-up equity shares held (V)	No. Of shares underlying Depository Receipts (VI)	Total nos. shares held (VII) = (IV)+(V)+(VI)	Shareholding as a % of total no. of shares (calculated as per SCRR, 1957) (VIII) As a % of (A+B+C2)	Number of Voting Rights held in each class of securities (IX)			
								No of Voting (XIV) Rights			Total as a % of Total Voting rights
								Class eg: X	Class eg:y	Total	
A	Table II - Statement showing shareholding pattern of the Promoter and Promoter Group										
(1)	Indian										
(a)	Individuals/Hindu undivided Family	1	1482960			1482960	19.61	1482960		1482960	19.62
(d)	Any Other (specify)	1	25000			25000	0.33	25000		25000	0.33
Sub-Total (A)(1)		2	1507960			1507960	19.94	1507960		1507960	19.95
(2)	Foreign										
Total Shareholding of Promoter and Promoter Group (A)=(A)(1)+(A)(2)		2	1507960			1507960	19.94	1507960		1507960	19.95
B	Table III - Statement showing shareholding pattern of the Public shareholder										
(1)	Institutions (Domestic)										
(2)	Institutions (Foreign)										
(3)	Central Government / State Government(s)										
(c)	Shareholding by Companies or Bodies Corporate where Central / State Government is a promoter	1	5900			5900	0.08	5900		5900	0.08
Sub-Total (B)(3)		1	5900			5900	0.08	5900		5900	0.08
(4)	Non-institutions										
(g)	Resident Individuals holding nominal share capital up to Rs. 2 lakhs	4364	980606			980606	12.97	980506		980506	12.97
(h)	Resident Individuals holding nominal share	16	2355744			2355744	31.16	2355744		2355744	31.16


	capital in excess of Rs. 2 lakhs										
(i)	Non Resident Indians (NRIs)	22	31471			31471	0.42	30405		30405	0.4
(k)	Foreign Companies	1	50000			50000	0.66	50000		50000	0.66
(l)	Bodies Corporate	61	2591655			2591655	34.28	2591655		2591655	34.28
(m)	Any Other (specify)	94	37399			37399	0.49	37499		37499	0.5
Sub-Total (B)(4)		4558	6046875			6046875	79.98	6045809		6045809	79.97
Total Public Shareholding (B)=(B)(1)+(B)(2)+(B)(3)+(B)(4)		4559	6052775			6052775	80.06	6051709		6051709	80.05
C	Table IV - Statement showing shareholding pattern of the Non Promoter- Non Public shareholder										
Total (A+B+C2)		4561	7560735			7560735	100	7559669		7559669	100
Total (A+B+C)		4561	7560735			7560735	100	7559669		7559669	100

Table II - Statement showing shareholding pattern of the Promoter and Promoter Group

Sr.	No. Of Shares Underlying Outstanding convertible securities (X)	No. of Shares Underlying Outstanding Warrants (Xi)	No. Of Shares Underlying Outstanding convertible securities and No. Of Warrants (Xi) (a)	Shareholding , as a % assuming full conversion of convertible securities (as a percentage of diluted share capital) (XI)= (VII)+(X) As a % of (A+B+C2)	Number of Locked in shares (XII)		Number of Shares pledged or otherwise encumbered (XIII)		Number of equity shares held in dematerialized form (XIV)	Sub-categorization of shares		
					No. (a)	As a % of total Shares held (b)	No. (a)	As a % of total Shares held (b)		Sub-category (i)	Sub-category (ii)	Sub-category (iii)
A	Table II - Statement showing shareholding pattern of the Promoter and Promoter Group											
(1)	Indian											
(a)				19.61					1482960			
(d)				0.33					25000			
Sub-Total (A) (1)				19.94					1507960			
(2)	Foreign											
Total Shareholding of Promoter and Promoter Group (A)=(A) (1)+(A)(2)				19.94					1507960			
B	Table III - Statement showing shareholding pattern of the Public shareholder											
(1)	Institutions (Domestic)											
(2)	Institutions (Foreign)											
(3)	Central Government / State Government(s)											
(c)				0.08					5900	0	0	0
Sub-Total (B) (3)				0.08					5900	0	0	0
(4)	Non-institutions											
(g)				12.97					794637	980506	0	0
(h)				31.16					2255744	2255744	0	0

(i)				0.42					30405	30405	0	0
(k)				0.66					50000	50000	0	0
(l)				34.28					2516655	2541655	0	0
(m)				0.49					37379	37379	0	0
Sub-Total (B) (4)				79.98					5684820	5895689	0	0
Total Public Shareholding (B)=(B)(1)+ (B)(2)+(B)(3)+ (B)(4)				80.06					5690720	5895689	0	0
C	Table IV - Statement showing shareholding pattern of the Non Promoter- Non Public shareholder											
Total (A+B+C2)				100					7198680			
Total (A+B+C)				100					7198680			

TS



Individuals/Hindu undivided Family

Searial No.	1	
Name of the Shareholders (I)	T.S.RAVI CHANDAR	Click here to go back
PAN (II)	ABGPR1677M	Total
No. of fully paid up equity shares held (IV)	1482960	1482960
No. Of Partly paid-up equity shares held (V)		
No. Of shares underlying Depository Receipts (VI)		
Total nos. shares held (VII) = (IV)+ (V)+ (VI)	1482960	1482960
Shareholding as a % of total no. of shares (calculated as per SCRR, 1957) (VIII) As a % of (A+B+C2)	19.61	19.61
Number of Voting Rights held in each class of securities (IX)		
Class eg:X	1482960	1482960
Class eg:y		
Total	1482960	1482960
Total as a % of Total Voting rights	19.62	19.62
No. Of Shares Underlying Outstanding convertible securities (X)		
No. of Shares Underlying Outstanding Warrants (Xi)		

No. Of Shares Underlying Outstanding convertible securities and No. Of Warrants (Xi) (a)		
Shareholding , as a % assuming full conversion of convertible securities (as a percentage of diluted share capital) (XI)= (VII)+(Xi)(a) As a % of (A+B+C2)	19.61	19.61
Number of Locked in shares (XII)		
No. (a)		
As a % of total Shares held (b)		
Number of Shares pledged or otherwise encumbered (XIII)		
No. (a)		
As a % of total Shares held (b)		
Number of equity shares held in dematerialized form (XIV)	1482960	1482960
Reason for not providing PAN		
Reason for not providing PAN		
Shareholder type	Promoter	

Any Other (specify)		
Serial No.	1	
Category	Bodies Corporate	Click here to go back
Name of the Shareholders (I)	SOLARIS COMPUTERS PVT LIMITED	
PAN (II)	AABCS0425K	Total
No. of the Shareholders (I)	1	1
No. of fully paid up equity shares held (IV)	25000	25000
No. Of Partly paid-up equity shares held (V)		
No. Of shares underlying Depository Receipts (VI)		
Total nos. shares held (VII) = (IV)+ (V)+ (VI)	25000	25000
Shareholding as a % of total no. of shares (calculated as per SCRR, 1957) (VIII) As a % of (A+B+C2)	0.33	0.33
Number of Voting Rights held in each class of securities (IX)		
Class eg: X	25000	25000
Class eg:y		
Total	25000	25000
Total as a % of Total Voting rights	0.33	0.33
No. Of Shares Underlying Outstanding convertible securities (X)		

No. of Shares Underlying Outstanding Warrants (Xi)		
No. Of Shares Underlying Outstanding convertible securities and No. Of Warrants (Xi) (a)		
Shareholding , as a % assuming full conversion of convertible securities (as a percentage of diluted share capital) (XI)= (VII)+(X) As a % of (A+B+C2)	0.33	0.33
Number of Locked in shares (XII)		
No. (a)		
As a % of total Shares held (b)		
Number of Shares pledged or otherwise encumbered (XIII)		
No. (a)		
As a % of total Shares held (b)		
Number of equity shares held in dematerialized form (XIV)	25000	25000
Reason for not providing PAN		
Reason for not providing PAN		
Shareholder type	Promoter Group	

Individuals - ii. Individual shareholders holding nominal share capital in excess of Rs. 2 lakhs.

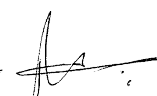

Searial No.	1	2	3	4	5	6	7
Name of the Shareholders (I)	K S EKALAVYA	BUVANAGIRI KUPPSWAMYNAIDU AMARNATH	P SRINIVAS	DEEPAK SRINIVAS	CHETHANA V	SUMAN BHARTIA	G PRAVEEN
PAN (II)	AALPE3788J	AANPA1765B	ABHPS4234Q	ACBPS8605E	ADTPV4054F	AEEPB9620B	AEPPP6677K
No. of fully paid up equity shares held (IV)	514285	742620	90000	90000	292857	100000	84990
No. Of Partly paid-up equity shares held (V)							
No. Of shares underlying Depository Receipts (VI)							
Total nos. shares held (VII) = (IV)+ (V)+ (VI)	514285	742620	90000	90000	292857	100000	84990
Shareholding as a % of total no. of shares (calculated as per SCRR, 1957) (VIII) As a % of (A+B+C2)	6.8	9.82	1.19	1.19	3.87	1.32	1.12
Number of Voting Rights held in each class of securities (IX)							
Class eg: X	514285	742620	90000	90000	292857	100000	84990
Class eg:y							
Total	514285	742620	90000	90000	292857	100000	84990
Total as a % of Total Voting rights	6.8	9.82	1.19	1.19	3.87	1.32	1.12
No. Of Shares Underlying Outstanding convertible securities (X)							
No. of Shares Underlying Outstanding Warrants (Xi)							

No. Of Shares Underlying Outstanding convertible securities and No. Of Warrants (Xi) (a)							
Shareholding , as a % assuming full conversion of convertible securities (as a percentage of diluted share capital) (XI)= (VII)+(X) As a % of (A+B+C2)	6.8	9.82	1.19	1.19	3.87	1.32	1.12
Number of Locked in shares (XII)							
No. (a)							
As a % of total Shares held (b)							
Number of equity shares held in dematerialized form (XIV)	514285	742620	90000	90000	292857	100000	84990
Reason for not providing PAN							
Reason for not providing PAN							
Sub-categorization of shares							
Sub-category (i)	514285	742620	90000	90000	292857	100000	84990
Sub-category (ii)	0	0	0	0	0	0	0
Sub-category (iii)	0	0	0	0	0	0	0

Individuals - ii. Individual shareholders holding nominal share capital in excess of Rs. 2 lakhs.

Serial No.	
Name of the Shareholders (I)	Click here to go back
PAN (II)	Total
No. of fully paid up equity shares held (IV)	1914752
No. Of Partly paid-up equity shares held (V)	
No. Of shares underlying Depository Receipts (VI)	
Total nos. shares held (VII) = (IV)+ (V)+ (VI)	1914752
Shareholding as a % of total no. of shares (calculated as per SCRR, 1957) (VIII) As a % of (A+B+C2)	25.32
Number of Voting Rights held in each class of securities (IX)	
Class eg: X	1914752
Class eg:y	
Total	1914752
Total as a % of Total Voting rights	25.33
No. Of Shares Underlying Outstanding convertible securities (X)	
No. of Shares Underlying Outstanding Warrants (Xi)	

No. Of Shares Underlying Outstanding convertible securities and No. Of Warrants (Xi) (a)	
Shareholding , as a % assuming full conversion of convertible securities (as a percentage of diluted share capital) (XI)= (VII)+(X) As a % of (A+B+C2)	25.32
Number of Locked in shares (XII)	
No. (a)	
As a % of total Shares held (b)	
Number of equity shares held in dematerialized form (XIV)	1914752
Reason for not providing PAN	
Reason for not providing PAN	
Sub-categorization of shares	
Shareholding (No. of shares) under	
Sub-category (i)	1914752
Sub-category (ii)	0
Sub-category (iii)	0

T.S.  

Any Other (specify)

Serial No.	1	2	
Category	HUF	Trusts	
Category / More than 1 percentage	Category	Category	
Name of the Shareholders (I)			Click here to go back
PAN (II)			Total
No. of the Shareholders (I)	93	1	94
No. of fully paid up equity shares held (IV)	36699	700	37399
No. Of Partly paid-up equity shares held (V)			
No. Of shares underlying Depository Receipts (VI)			
Total nos. shares held (VII) = (IV)+ (V)+ (VI)	36699	700	37399
Shareholding as a % of total no. of shares (calculated as per SCRR, 1957) (VIII) As a % of (A+B+C2)	0.49	0.01	0.5
Number of Voting Rights held in each class of securities (IX)			
Class eg: X	36699	700	37399
Class eg:y			
Total	36699	700	37399
Total as a % of Total Voting rights	0.49	0.01	0.5
No. Of Shares Underlying Outstanding			

convertible securities (X)			
No. of Shares Underlying Outstanding Warrants (Xi)			
No. Of Shares Underlying Outstanding convertible securities and No. Of Warrants (Xi) (a)			
Shareholding , as a % assuming full conversion of convertible securities (as a percentage of diluted share capital) (XI)= (VII)+(X) As a % of (A+B+C2)	0.49	0.01	0.5
Number of Locked in shares (XII)			
No. (a)			
As a % of total Shares held (b)			
Number of equity shares held in dematerialized form (XIV)	36679	700	37379
Reason for not providing PAN			
Reason for not providing PAN			
Sub-categorization of shares			
Shareholding (No. of shares) under			
Sub-category (i)	0	0	0
Sub-category (ii)	0	0	0
Sub-category (iii)	0	0	0

T.S. 