

Format of Holding of Specified securities


1. Name of Listed Entity : INTERTEC TECHNOLOGIES LIMITED
2. Scrip Code/Name of Scrip/Class of Security : 500002, ICE , EQUITY SHARES
3. Share Holding Pattern Filed under: Reg. 31(1)(a)/Reg.31(1)(b)/Reg.31(1)(c)
 - a. if under 31(1)(b) then indicate the report for quarter ending 30-09-2021
 - b. if under 31(1)(c) then indicate date of allotment/extinguishment
4. Declaration : The Listed entity is required to submit the following declaration to the extent of submission of information:

	Particulars	YES*	NO*
a	Whether the Listed Entity has issued any partly paid up shares		No
b	Whether the Listed Entity has issued any Convertible Securities or Warrants?		No
c	Whether the Listed Entity has any shares against which depository receipts are issued?		No
d	Whether the Listed Entity has any shares in locked-in?		No
e	Whether any shares held by promoters are pledge or otherwise encumbered?		No

*if the Listed Entity selectes the option 'NO' for the questions above, the columns for the partly paid up shares, Outstanding Convertible Securities/Warrants, depository receipts, locked-in shares, No of shares pledged or otherwise encumbered by promoters, as applicable, shall not be displayed at the time of dissemination on the Stock Exchange website. Also wherever there is 'No' declared by Listed entity in above table the values will be considered as 'Zero' by default on submission of the format of holding of specified securities.

- 5 The tabular format for disclosure of holding of specified securities is as follows:

Thanking you, Yours faithfully,
For Intertec Technologies Limited


T.S. Ravi Chandar
Managing Director




Table I - Summary Statement holding of specified securities																		
Category	Category of Shareholder	No of Shareholders	No of fully paid up equity shares held	No of Partly paid-up equity shares held	No of Shares Underlying Depository Receipts	Total No of Shares Held (VII) = (IV)+(V)+(VI)	Shareholding as a % of total no of shares (As a % of (A+B+C2))	Number of Voting Rights held in each class of securities				No of Shares Underlying Outstanding convertible securities (Including Warrants)	Shareholding as a % assuming full conversion of convertible Securities (as a percentage of diluted share capital)	Number of Locked in Shares		Number of Shares pledged or otherwise encumbered	Number of equity shares held in dematerialized form	
								No of Voting Rights			Total as a % of (A+B+C)		No.	As a % of total Shares held	No.	As a % of total Shares held		
(I)	(II)	(III)	(IV)	(V)	(VI)	(VII)	(VIII)	Class X	Class Y	Total (IX)		(X)	(XI)	(XII)		(XIII)		(XIV)
(A)	Promoter & Promoter Group	2	1507960	0	0	1507960	19.94	1507960	0	1507960	19.94	0	19.94	0	0.00	0	0.00	1507960
(B)	Public	4646	6052775	0	0	6052775	80.06	6052775	0	6052775	80.06	0	80.06	0	0.00	0	0.00	5839920
(C)	Non Promoter-Non Public																	
(C1)	Shares underlying DRs	0	0	0	0	0	0	0	0	0	0.00	0	0	0	0.00	0	0.00	0
(C2)	Shares held by Employees Trusts	0	0	0	0	0	0.00	0	0	0	0.00	0	0.00	0	0.00	0	0.00	0
	Total:	4648	7560735	0	0	7560735	100.00	7560735	0	7560735	100.00	0	100.00	0	0.00	0	0.00	7347880

Thanking you, Yours faithfully,
For Intertec Technologies Limited


T.S. Ravi Chandar
Managing Director



Table II - Statement showing shareholding pattern of the Promoter and Promoter Group

Category	Category & Name of the Shareholder	PAN	No of Shareholders	No of fully paid up equity shares held	No of Partly paid-up equity shares held	No of Shares Underlying Depository Receipts	Total No of Shares Held (IV+V+VI)	Shareholding as a % of total no of shares (calculated as per SCRR, 1957 (VIII) As a % of (A+B+C2)	Number of Voting Rights held in each class of securities			No of Shares Underlying Outstanding convertible securities (Including Warrants)	Shareholding as a % assuming full conversion of convertible Securities (as a percentage of diluted share capital) (VII)+(X) As a % of (A+B+C2)	Number of Locked in Shares		Number of Shares pledged or otherwise encumbered		Number of equity shares held in dematerialized form
									No of Voting Rights		Total as a % of (A+B+C)			No.	As a % of total Shares held	No.	As a % of total Shares held	
									Class X	Class Y	Total							
	(I)	(II)	(III)	(IV)	(V)	(VI)	(VII)	(VIII)	(IX)			(X)	(XI)	(XII)		(XIII)		(XIV)
(1)	Indian		0	0	0	0	0	0	0	0	0	0	0	0	0	0	0	0
(1a)	Individuals/Hindu undivided Family		2	1507960	0	0	1507960	19.94	1507960	0	1507960	19.94	0	19.94	0	0.00	0	1507960
(1a)	T S RAVI CHANDAR	ABGPR1677M	1	1482960	0	0	1482960	19.61	1482960	0	1482960	19.61	0	19.61	0	0.00	0	1482960
(1a)	SOLARIS COMPUTERS PRIVATE LIMITED	AABCS0425K	1	25000	0	0	25000	0.33	25000	0	25000	0.33	0	0.00	0	0.00	0	25000
(1b)	Central Government/State Government(s)		0	0	0	0	0	0.00	0	0	0	0.00	0	0.00	0	0.00	0	0
(1c)	Financial Institutions/Banks		0	0	0	0	0	0.00	0	0	0	0.00	0	0.00	0	0.00	0	0
(1d)	Any Others		0	0	0	0	0	0	0	0	0	0	0	0	0	0	0	0
	Sub-Total (A)(1)		2	1507960	0	0	1507960	19.94	1507960	0	1507960	19.94	0	19.94	0	0.00	0	1507960
(2)	Foreign		0	0	0	0	0	0.00	0	0	0	0.00	0	0.00	0	0.00	0	0
(2a)	Individuals (Non-Resident Individuals/Foreign Individuals)		0	0	0	0	0	0.00	0	0	0	0.00	0	0.00	0	0.00	0	0
(2b)	Government		0	0	0	0	0	0	0	0	0	0	0	0	0	0	0	0
(2c)	Institutions		0	0	0	0	0	0.00	0	0	0	0.00	0	0.00	0	0.00	0	0
(2d)	Foreign Portfolio Investor		0	0	0	0	0	0.00	0	0	0	0.00	0	0.00	0	0.00	0	0
(2e)	Any Other		0	0	0	0	0	0.00	0	0	0	0.00	0	0.00	0	0.00	0	0
	Sub-Total (A)(2)		0	0	0	0	0	0.00	0	0	0	0.00	0	0.00	0	0.00	0	0
	Total Shareholding of Promoter and Promoter Group (A)=(A)(1)+(A)(2)		2	1507960	0	0	1507960	19.94	1507960	0	1507960	19.94	0	19.94	0	0	0	1507960

Thanking you, Yours faithfully,
For Intertec Technologies Limited:

T.S. Ravi Chandar
Managing Director



Table III - Statement showing shareholding pattern of the Public shareholder																		
Category	Category & Name of the Shareholder	PAN	No of Shareholders	No of fully paid up equity shares held	No of Partly paid-up equity shares held	No of Shares Underlying Depository Receipts	Total No of Shares Held (IV+V+VI)	Shareholding as a % of total no of shares (A+B+C2)	Number of Voting Rights held in each class of securities				No of Shares Underlying Outstanding convertible securities (Including Warrants)	Shareholding as a % assuming full conversion of convertible Securities (as a percentage of diluted share capital)	Number of Locked in Shares		Number of Shares pledged or otherwise encumbered	Number of equity shares held in dematerialized form
									No of Voting Rights			Total as a % of (A+B+C)		No.	As a % of total Shares held	No.	As a % of total Shares held	
	(I)	(II)	(III)	(IV)	(V)	(VI)	(VII)	(VIII)	Class X	Class Y	Total	(IX)	(X)	(XI)	(XII)	(XIII)	(XIV)	
(1)	Institutions		0	0	0	0	0	0	0	0	0	0	0	0	0	0	0	
(1a)	Mutual Funds		0	0	0	0	0	0.00	0	0	0	0.00	0	0.00	0	0.00	0	
(1b)	Venture Capital Funds		0	0	0	0	0	0.00	0	0	0	0.00	0	0.00	0	0.00	0	
(1c)	Alternate Investment Funds		0	0	0	0	0	0.00	0	0	0	0.00	0	0.00	0	0.00	0	
(1d)	Foreign Venture Capital Investors		0	0	0	0	0	0.00	0	0	0	0.00	0	0.00	0	0.00	0	
(1e)	Foreign Portfolio Investors		0	0	0	0	0	0.00	0	0	0	0.00	0	0.00	0	0.00	0	
(1f)	Financial Institutions/Banks		0	0	0	0	0	0.00	0	0	0	0.00	0	0.00	0	0.00	0	
(1g)	Insurance Companies		0	0	0	0	0	0.00	0	0	0	0.00	0	0.00	0	0.00	0	
(1h)	Provident Funds/Pension Funds		0	0	0	0	0	0.00	0	0	0	0.00	0	0.00	0	0.00	0	
(1i)	Any Other		1	50000	0	0	50000	0.66	50000	0	50000	0.66	0	0.66	0	0.00	50000	
(1j)	OVERSEAS CORPORATE BODIES		1	50000	0	0	50000	0.66	50000	0	50000	0.66	0	0.66	0	0.00	50000	
	Sub-Total (B)(1)		1	50000	0	0	50000	0.66	50000	0	50000	0.66	0	0.66	0	0	50000	
(2)	Central Government/State Government(s)/President of India		0	0	0	0	0	0.00	0	0	0	0.00	0	0.00	0	0	0	
	Sub-Total (B)(2)		0	0	0	0	0	0.00	0	0	0	0.00	0	0.00	0	0	0	
(3)	Non-Institutions		0	0	0	0	0	0.00	0	0	0	0.00	0	0.00	0	0	0	
(3a1)	i.Individual shareholders holding nominal share capital up to Rs.2 lakhs		4545	1018121	0	0	1018121	13.47	1018121	0	1018121	13.47	0	13.47	0	0.00	830266	
(3a2)	ii.Individual shareholders holding nominal share capital i		16	2355744	0	0	2355744	31.15	2355744	0	2355744	31.15	0	31.15	0	0	2355744	
(3b)	NBFCs Registered with RBI		0	0	0	0	0	0.00	0	0	0	0.00	0	0.00	0	0.00	0	
(3c)	Employee Trusts		0	0	0	0	0	0.00	0	0	0	0.00	0	0.00	0	0.00	0	
(3d)	Overseas Depositories (Holding DRs)(Balancing figure)		0	0	0	0	0	0	0	0	0	0	0	0	0	0	0	
(3e)	Any Other		84	2628910	0	0	2628910	34.77	2628910	0	2628910	34.77	0	34.77	0	0.00	2603910	
(3e)	NON RESIDENT INDIANS		4	28600	0	0	28600	0.38	28600	0	28600	0.38	0	0.38	0	0.00	28600	
(3e)	CLEARING MEMBERS		1	100	0	0	100	0.00	100	0	100	0.00	0	0.00	0	0	100	
(3e)	NON RESIDENT INDIAN NON REPATRIABLE		14	1655	0	0	1655	0.02	1655	0	1655	0.02	0	0.02	0	0	1655	
(3e)	BODIES CORPORATES		65	2598555	0	0	2598555	34.37	2598555	0	2598555	34.37	0	34.37	0	0.00	2573555	
(3e)	KARVY STOCK BROKING LTD INVESTMENTS	AABCK5190K	3	81400	0	0	81400	1.08	81400	0	81400	1.08	0	1.08	0	0.00	81400	
(3e)	ALPHA MAILFAST PRIVATE LIMITED	AACCA8895J	1	941570	0	0	941570	12.45	941570	0	941570	12.45	0	12.45	0	0.00	941570	
(3e)	MCS CONSULTING PRIVATE LIMITED	AAECM6341H	1	1326060	0	0	1326060	17.54	1326060	0	1326060	17.54	0	17.54	0	0.00	1326060	
	Sub-Total (B)(3)		4645	6002775	0	0	6002775	79.39	6002775	0	6002775	79.39	0	79.39	0	0.00	5789920	
	Total Public Shareholding (B) = (B)(1)+(B)(2)+(B)(3)		4646	6052775	0	0	6052775	80.05	6052775	0	6052775	80.05	0	80.05	0	0.00	5839920	

Thanking you, Yours faithfully,
For Intertec Technologies Limited.

T.S. Ravi Chandar
Managing Director




Table IV - Statement showing shareholding pattern of the Non Promoter - Non Public Shareholder																			
Category	Category & Name of the Shareholder	PAN	No of Shareholders	No of fully paid up equity shares held	No of Partly paid-up equity shares held	No of Shares Underlying Depository Receipts	Total No of Shares Held (IV+V+VI)	Shareholding as a % of total no of shares (A+B+C2)	Number of Voting Rights held in each class of securities				No of Shares Underlying Outstanding convertible securities (Including Warrants)	Shareholding as a % assuming full conversion of convertible Securities (as a percentage of diluted share capital)	Number of Locked in Shares		Number of Shares pledged or otherwise encumbered		Number of equity shares held in dematerialized form
									No of Voting Rights			Total as a % of (A+B+C)			No.	As a % of total Shares held	No.	As a % of total Shares held	
									Class X	Class Y	Total								
	(I)	(II)	(III)	(IV)	(V)	(VI)	(VII)	(VIII)	(IX)				(X)	(XI)	(XII)		(XIII)		(XIV)
(1)	Custodian/DR Holder		0	0	0	0	0	0.00	0	0	0	0.00	0	0.00	0	0.00	0	0.00	0
(2)	Employee Benefit Trust (under SEBI(Share based Employ		0	0	0	0	0	0.00	0	0	0	0.00	0	0.00	0	0.00	0	0.00	0
	Total Non-Promoter-Non Public Shareholding (C) = (C)(1)+(C)(2)		0	0	0	0	0	0.00	0	0	0	0.00	0	0.00	0	0.00	0	0.00	0

Thanking you, Yours faithfully,
For Intertec Technologies Limited


T.S. Ravi Chandar
Managing Director



Details of the shareholders acting as persons in Concert including their Sharehold

Name of Shareholder	Name of PAC
Total:	

Thanking you, Yours faithfully,
For Intertec Technologies Limited



T.S. Ravi Chandar
Managing Director



ding:	
No of shares	Holding%
0	0

Details of Shares which remain unclaimed may be given hear along with details such as number of shareholders,	
No of Shareholders	No of shares

Thanking you, Yours faithfully,
For Intertec Technologies Limited


T.S. Ravi Chandar
Managing Director

