

Format of Holding of Specified securities

1. Name of Listed Entity: INTERTEC TECHNOLOGIES LIMITED
2. Scrip Code/Name of Scrip/Class of Security: ICE, EQUITY SHARES
3. Share Holding Pattern Filed under: Reg. 31(1)(a)/Reg.31(1)(b)/Reg.31(1)(c)
  - a. if under 31(1)(b) then indicate the report for quarter ending 31/03/2018
  - b. if under 31(1)(c) then indicate date of allotment/extinguishment

4. Declaration : The Listed entity is required to submit the following declaration to the extent of submission of information:

Particulars	YES*	NO*
a. Whether the Listed Entity has issued any partly paid up shares		
b. Whether the Listed Entity has issued any Convertible Securities or Warrants?		
c. Whether the Listed Entity has any shares against which depository receipts are issued?		
d. Whether the Listed Entity has any shares in locked-in?		
e. Whether any shares held by promoters are pledge or otherwise encumbered?		

\*if the Listed Entity selects the option 'NO' for the questions above, the columns for the partly paid up shares, Outstanding Convertible Securities/Warrants, depository receipts, locked-in shares, No of shares pledged or otherwise encumbered by promoters, as applicable, shall not be displayed at the time of dissemination on the Stock Exchange website. Also wherever there is 'No' declared by Listed entity in above table the values will be considered as 'Zero' by default on submission of the format of holding of specified securities.

5 The tabular format for disclosure of holding of specified securities is as follows:




Table I - Summary Statement holding of specified securities																			
Category	Category of Shareholder	No of Shareholders	No of fully paid up equity shares held	No of Partly paid-up equity shares held	No of Shares Underlying Depository Receipts	Total No of Shares Held (VI) = (IV)+(V)+(VI)	Shareholding as a % of total no of shares (As a % of (A+B+C))	Number of Voting Rights held in each class of securities			Total as a % of (A+B+C)	No of Shares Underlying Outstanding convertible securities (including Warrants)	Shareholding as a % assuming full conversion of convertible Securities (as a percentage of)	Number of Locked in Shares		Number of Shares pledged or otherwise encumbered		Number of equity shares held in dematerialized form	
(i)	(ii)	(iii)	(iv)	(v)	(vi)	(vii)	(viii)	Class X	Class Y	(ix) Total	(x) Total	(xi)	(xii)	As a % of total No. Shares held	As a % of total No. Shares held	(xiii)	(xiv)	(xv)	
(A)	Promoter & Promoter Group	3	1508960	0	0	1508960	19.96	1508960	0	1508960	19.96	0	0	0.00	0	0.00	0	1508960	
(B)	Public	4661	6051775	0	0	6051775	80.04	6051775	0	6051775	80.04	0	0	0.00	0	0	0	5872030	
(C)	Non Promoter-Non Public	0	0	0	0	0	0	0	0	0	0	0	0	0.00	0	0	0	0	
(C1)	Shares underlying Data	0	0	0	0	0	0	0	0	0	0	0	0	0.00	0	0	0	0	
(C2)	Shares held by Employees Trusts	0	0	0	0	0	0.00	0	0	0	0.00	0	0	0.00	0	0	0	0	
	<b>Total:</b>	<b>4664</b>	<b>7568735</b>	<b>0</b>	<b>0</b>	<b>7568735</b>	<b>100.00</b>	<b>7568735</b>	<b>0</b>	<b>7568735</b>	<b>100.00</b>	<b>0</b>	<b>0</b>	<b>0.00</b>	<b>0</b>	<b>0.00</b>	<b>0</b>	<b>7330990</b>	





Table II - Statement showing shareholding pattern of the Promoter and Promoter Group


Category	Category & Name of the Shareholder	PAN	No of Shareholders	No of fully paid up equity shares held	No of Partly paid-up equity shares held	No of Shares Underlying Depository Receipts
			(I)	(II)	(III)	(IV)
(1)	Indian					
(a)	Individuals/Hindu undivided Family					
	SOLARIS COMPUTERS PRIVATE LIMITED	AABCS0425K	3	1508960	0	0
	T S RAVI CHANDAR	ABGPR1677M	1	25000	0	0
	SARASWATHI R C	AEUP9353Q	1	1482960	0	0
(b)	Central Government/State Government(s)		0	1000	0	0
(c)	Financial Institutions/Banks		0	0	0	0
(d)	Any Other		0	0	0	0
	<b>Sub-Total (A)(1)</b>		<b>3</b>	<b>1508960</b>	<b>0</b>	<b>0</b>
(2)	Foreign					
(a)	Individuals (Non-Resident Individuals/Foreign Individuals		0	0	0	0
(b)	Government		0	0	0	0
(c)	Institutions		0	0	0	0
(d)	Foreign Portfolio Investor		0	0	0	0
(e)	Any Other		0	0	0	0
	<b>Sub-Total (A)(2)</b>		<b>0</b>	<b>0</b>	<b>0</b>	<b>0</b>
	<b>Total Shareholding of Promoter and Promoter Group (A)=(A)(1)+(A)(2)</b>		<b>3</b>	<b>1508960</b>	<b>0</b>	<b>0</b>

*(Signature)*



Total No of Shares Held (IV+V+VI)	Shareholding as a % of total no of shares (calculated as per SCRR, 1957 (VIII) As a % of (A+B+C2)	Number of Voting Rights held in each class of securities			Total as a % of (A+B+C)	No of Shares Underlying Outstanding convertible securities (Including Warrants) (X)	Shareholding as a % assuming full conversion of convertible Securities (as a percentage of diluted share capital) (VII)+(X) As a % of (A+B+C2)	Number of Loc	
		Class X	Class Y	Total					(IX)
								No.	
(VII)	(VIII)								(X)
1508960	19.96	1508960	0	1508960	19.96	0	19.96	0	0
25000	0.33	25000	0	25000	0.33	0	0.33	0	0
1482960	19.61	1482960	0	1482960	19.61	0	19.61	0	0
1000	0.01	1000	0	1000	0.01	0	0.01	0	0
0	0.00	0	0	0	0.00	0	0.00	0	0
0	0.00	0	0	0	0.00	0	0.00	0	0
0	0.00	0	0	0	0.00	0	0.00	0	0
0	0.00	0	0	0	0.00	0	0.00	0	0
0	0.00	0	0	0	0.00	0	0.00	0	0
0	0.00	0	0	0	0.00	0	0.00	0	0
0	0.00	0	0	0	0.00	0	0.00	0	0
0	0.00	0	0	0	0.00	0	0.00	0	0
0	0.00	0	0	0	0.00	0	0.00	0	0
0	0.00	0	0	0	0.00	0	0.00	0	0
0	0.00	0	0	0	0.00	0	0.00	0	0
0	0.00	0	0	0	0.00	0	0.00	0	0
1508960	19.96	1508960	0	1508960	19.96	0	19.96	0	0
1508960	19.96	1508960	0	1508960	19.96	0	19.96	0	0

*[Handwritten Signature]*



held in Shares	Number of Shares pledged or otherwise encumbered	Number of equity shares held in dematerialized form
As a % of total Shares held	No.	As a % of total Shares held
	(XIII)	(XIV)
0.00	0	1508960
0.00	0	25000
0.00	0	1482960
0.00	0	1000
0.00	0	0
0.00	0	0
0.00	0	0
0.00	0	0
0.00	0	0
0.00	0	0
0.00	0	0
0.00	0	0
0.00	0	1508960
0.00	0	0
0.00	0	0
0.00	0	0
0.00	0	0
0.00	0	0
0.00	0	0
0.00	0	0
0.00	0	1508960

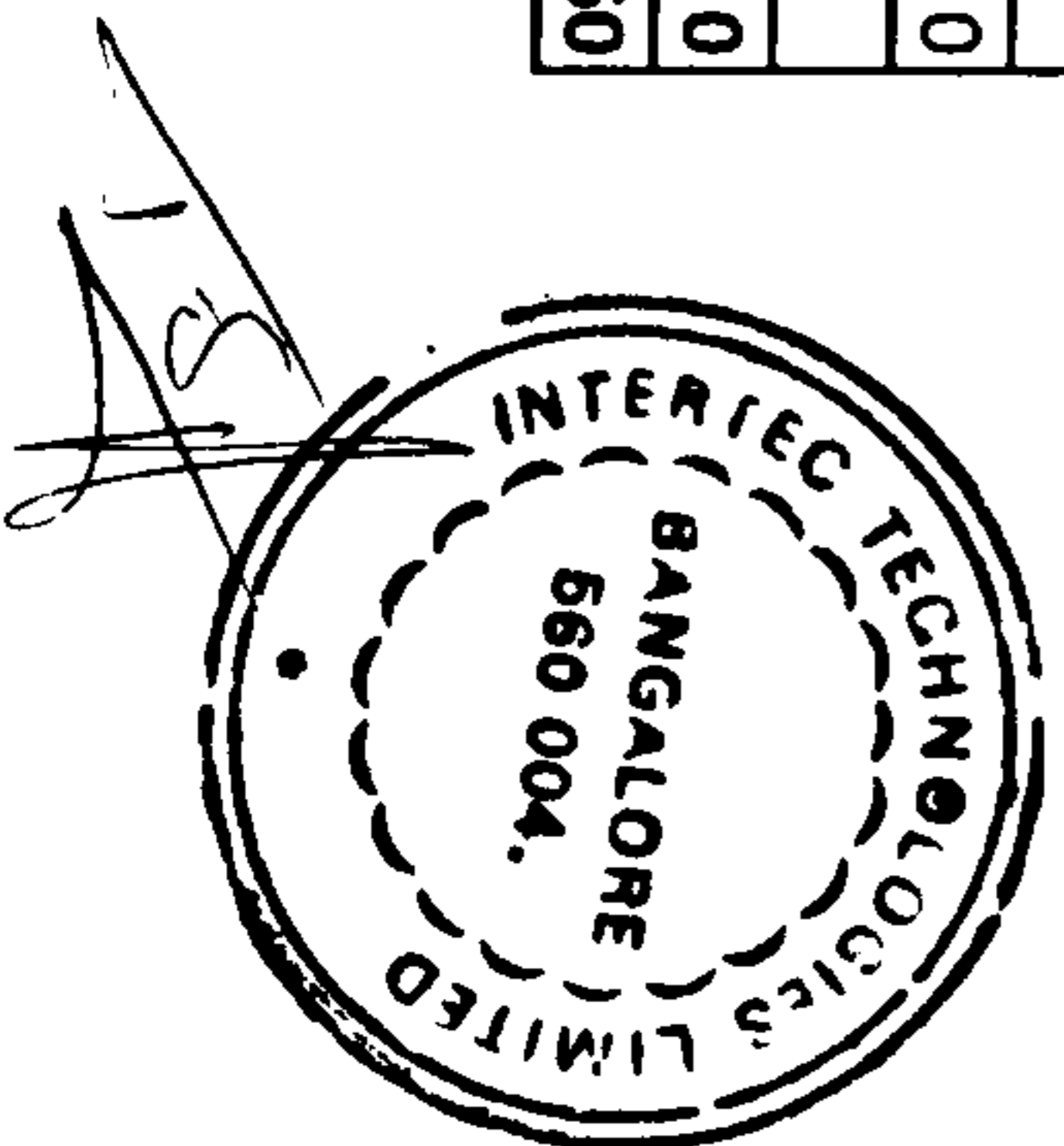


Table II - Statement showing shareholding pattern of the Promoter and Promoter Group

Category	Category & Name of the Shareholder	PAN	No of Shareholders	No of Fully paid up equity shares held	No of Partly paid-up equity shares held	No of Shares Underlying Depository Receipts	Total No of Shares Held (IV+V+VI)	Shareholding as a % of total no of shares (calculated as per SCRR, 1957 (VII) As a % of (A+B+C)	Number of Voting Rights held in each class of securities			Total as a % of (A+B+C)	No of Shares Underlying Outstanding convertible securities (including Warrants)	Shareholding as a % assuming full conversion of convertible Securities (as a percentage of diluted share capital) (VIII) As a % of (A+B+C)	Number of Locked In Shares		Number of Shares pledged or otherwise encumbered	Number of equity shares held in dematerialized form
									Class X	Class Y	Total				As a % of total No. Shares held	As a % of total Shares held		
(1)	(2)	(3)	(4)	(5)	(6)	(7)	(8)	(9)	Class X	Class Y	(10)	(11)	(12)	(13)	(14)	(15)	(16)	
(a)	Indian Individual/Hindu undivided Family		3	1508960	0	0	1508960	19.96	1508960	0	0	1508960	19.96	0	0	0	0	1508960
	SOLANS COMPUTERS PRIVATE LIMITED	AABCSQ42K	1	25000	0	0	25000	0.33	0	0	0	25000	0.33	0	0	0	0	25000
	T S RANI CHANDAN	AGPW16/7M	1	1482960	0	0	1482960	19.61	1482960	0	0	1482960	19.61	0	0	0	0	1482960
(b)	Central Government/State Government(s)		1	1000	0	0	1000	0.01	1000	0	0	1000	0.01	0	0	0	0	1000
(c)	Financial institutions/banks		0	0	0	0	0	0.00	0	0	0	0	0.00	0	0	0	0	0
(d)	Any Other		0	0	0	0	0	0.00	0	0	0	0	0.00	0	0	0	0	0
	Sub-Total (A)(1)		3	1508960	0	0	1508960	19.96	1508960	0	0	1508960	19.96	0	0	0	0	1508960
(2)	Foreign Individual (Non-Resident Individual)/Foreign Individuals		0	0	0	0	0	0.00	0	0	0	0	0.00	0	0	0	0	0
(a)	Government		0	0	0	0	0	0.00	0	0	0	0	0.00	0	0	0	0	0
(b)	Institutions		0	0	0	0	0	0.00	0	0	0	0	0.00	0	0	0	0	0
(c)	Foreign Portfolio Investor		0	0	0	0	0	0.00	0	0	0	0	0.00	0	0	0	0	0
(d)	Any Other		0	0	0	0	0	0.00	0	0	0	0	0.00	0	0	0	0	0
(e)	Sub-Total (A)(2)		0	0	0	0	0	0.00	0	0	0	0	0.00	0	0	0	0	0
	Total Shareholding of Promoter and Promoter Group (A)+(B)+(A)(2)		3	1508960	0	0	1508960	19.96	1508960	0	0	1508960	19.96	0	0	0	0	1508960




Table III - Statement showing shareholding pattern of the Public shareholder

Category	Category & Name of the Shareholder	PAN	No of Shareholders	No of fully paid up equity shares held	No of Partly paid-up equity shares held	No of Shares Underlying Depository Receipts	Total No of Shares Held (V+V+V)	Shareholding as a % of total (A+B+C)	Number of Voting Rights held in each class of securities			Total as a % of (A+B+C)	No of Shares Underlying Outstanding convertible securities (Including Warrants)	Shareholding as a % assuming full conversion of convertible Securities (as a percentage of diluted share capital)	Number of Locked In Shares	As a % of total No. Shares held	Number of Shares pledged or otherwise encumbered	As a % of total Shares held	Number of equity shares held in dematerialised form
									Class X	Class Y	Total								
	(I)	(II)	(III)	(IV)	(V)	(VI)	(VII)	(VIII)	(IX)	(X)	(XI)	(XII)	(XIII)	(XIV)	(XV)	(XVI)	(XVII)	(XVIII)	
(1)	Institutions																		
(a)	Mutual Funds		0	0	0	0	0	0.00	0	0	0	0.00	0	0	0.00	NA	NA	0	0
(b)	Venture Capital Funds		0	0	0	0	0	0.00	0	0	0	0.00	0	0	0.00	NA	NA	0	0
(c)	Alternative Investment Funds		0	0	0	0	0	0.00	0	0	0	0.00	0	0	0.00	NA	NA	0	0
(d)	Foreign Venture Capital Investors		0	0	0	0	0	0.00	0	0	0	0.00	0	0	0.00	NA	NA	0	0
(e)	Foreign Portfolio Investors		0	0	0	0	0	0.00	0	0	0	0.00	0	0	0.00	NA	NA	0	0
(f)	Financial Institutions/Banks		0	0	0	0	0	0.00	0	0	0	0.00	0	0	0.00	NA	NA	0	0
(g)	Insurance Companies		0	0	0	0	0	0.00	0	0	0	0.00	0	0	0.00	NA	NA	0	0
(h)	Provident Funds/Pension Funds		0	0	0	0	0	0.00	0	0	0	0.00	0	0	0.00	NA	NA	0	0
(i)	Any Other		0	0	0	0	0	0.00	0	0	0	0.00	0	0	0.00	NA	NA	0	0
(j)	OVERSEAS CORPORATE BODIES		1	50000	0	0	50000	0.66	0	0	0	0.66	0	0	0.00	NA	NA	50000	0
(k)	Sub Total (j)(i)		1	50000	0	0	50000	0.66	0	0	0	0.66	0	0	0.00	NA	NA	50000	0
(l)	Central Government/State Government(s)/President of India		0	0	0	0	0	0.00	0	0	0	0.00	0	0	0.00	NA	NA	0	0
(m)	Sub Total (l)(i)		0	0	0	0	0	0.00	0	0	0	0.00	0	0	0.00	NA	NA	0	0
(n)	Non-institutions		4501	1008600	0	0	1008600	13.34	0	0	0	13.34	0	0	0.00	NA	NA	803645	0
(o)	Individual Shareholders holding nominal share capital up to Rs. 2 lakhs		17	2385744	0	0	2385744	31.55	0	0	0	31.55	0	0	0.00	NA	NA	2385744	0
(p)	Individual Shareholders holding nominal share capital in excess of Rs.		1	1000000	0	0	1000000	1.32	0	0	0	1.32	0	0	0.00	NA	NA	1000000	0
(q)	MAANGAL BHANUSHALI	AACCH4611A	1	1000000	0	0	1000000	1.32	0	0	0	1.32	0	0	0.00	NA	NA	1000000	0
(r)	K S DEEALAVYA	AAUP3738U	1	514285	0	0	514285	6.80	0	0	0	6.80	0	0	0.00	NA	NA	514285	0
(s)	BOVAVASAGHI KUPPUSWAMY/AMARATHI	AAUPA17638	1	742620	0	0	742620	9.82	0	0	0	9.82	0	0	0.00	NA	NA	742620	0
(t)	P SRINIVAS	AARPA2344Q	1	90000	0	0	90000	1.19	0	0	0	1.19	0	0	0.00	NA	NA	90000	0
(u)	DEEPAK SRINIVAS	ACPS9805E	1	90000	0	0	90000	1.19	0	0	0	1.19	0	0	0.00	NA	NA	90000	0
(v)	CHETANA V	AOTPA4654F	1	292857	0	0	292857	3.87	0	0	0	3.87	0	0	0.00	NA	NA	292857	0
(w)	SUMAN BHARTIA	AEP98607B	1	100000	0	0	100000	1.32	0	0	0	1.32	0	0	0.00	NA	NA	100000	0
(x)	G PRAVEEN	AEP96677K	1	84990	0	0	84990	1.12	0	0	0	1.12	0	0	0.00	NA	NA	84990	0
(y)	NBFC Registered with RBI		0	0	0	0	0	0.00	0	0	0	0.00	0	0	0.00	NA	NA	0	0
(z)	Employee Trusts		0	0	0	0	0	0.00	0	0	0	0.00	0	0	0.00	NA	NA	0	0
(aa)	Overseas Depositories (Holding DRs)(Balancing figure)		0	0	0	0	0	0.00	0	0	0	0.00	0	0	0.00	NA	NA	0	0
(ab)	Any Other		0	0	0	0	0	0.00	0	0	0	0.00	0	0	0.00	NA	NA	0	0
(ac)	NON RESIDENT INDIANS		4	28600	0	0	28600	0.38	0	0	0	0.38	0	0	0.00	NA	NA	28600	0
(ad)	NON RESIDENT INDIAN NON REPATRIABLE		8	870	0	0	870	0.01	0	0	0	0.01	0	0	0.00	NA	NA	870	0
(ae)	BOOKS CORPORATES		63	2578661	0	0	2578661	34.10	0	0	0	34.10	0	0	0.00	NA	NA	2578661	0
(af)	KARNY STOCK BANKING LIMITED-D5 MAGAR	AAACCS190K	1	81400	0	0	81400	1.08	0	0	0	1.08	0	0	0.00	NA	NA	81400	0
(ag)	ADYNA MAHAFEST PRIVATE LIMITED	AACCA8995I	1	941570	0	0	941570	12.45	0	0	0	12.45	0	0	0.00	NA	NA	941570	0
(ah)	MCS CONSULTING PRIVATE LIMITED	AACCM6341V	1	1326060	0	0	1326060	17.54	0	0	0	17.54	0	0	0.00	NA	NA	1326060	0
(ai)	Sub Total (a)(i)		4594	6002475	0	0	6002475	79.38	0	0	0	79.38	0	0	0.00	NA	NA	5772520	0
(aj)	Sub Total (a)(ii)		4594	6052475	0	0	6052475	80.04	0	0	0	80.04	0	0	0.00	NA	NA	5822520	0
(ak)	Total Public Shareholding (B) = (B)(1)+(B)(2)+(B)(3)																		

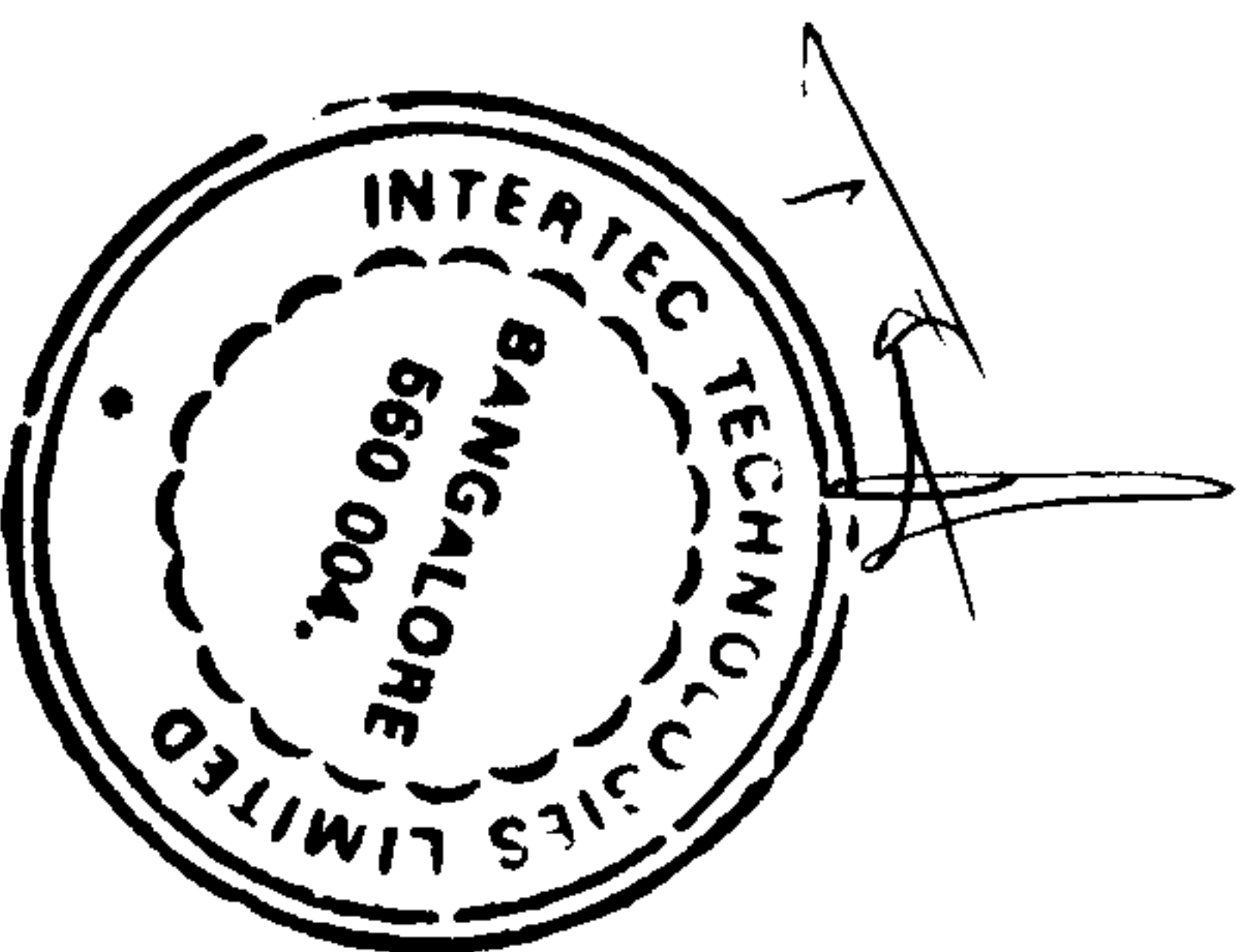




Table IV - Statement showing shareholding pattern of the Non Promoter - Non Public Shareholder

Category	Category & Name of the Shareholder	PAN	No of Shareholders	No of fully paid up equity shares held	No of Partly paid-up equity shares held	No of Shares Underlying Depository Receipts	Total No of Shares Held (IV+V+VI)	Shareholding as a % of total no of shares (A+B+C2)	Number of Voting Rights held	
									Class X	Class Y
(1)	Custodian/DR Holder (I)	(II)	(III)	(IV)	(V)	(VI)	(VII)	(VIII)		No of Voting Righ
(2)	Employee Benefit Trust (under SEBI(Share based Employee Benefit) Reg		0	0	0	0	0	0.00	0	0
			0	0	0	0	0	0.00	0	0
	<b>Total Non-Promoter-Non Public Shareholding (C) = (C)(1)+(C)(2)</b>		<b>0</b>	<b>0</b>	<b>0</b>	<b>0</b>	<b>0</b>	<b>0.00</b>	<b>0</b>	<b>0</b>





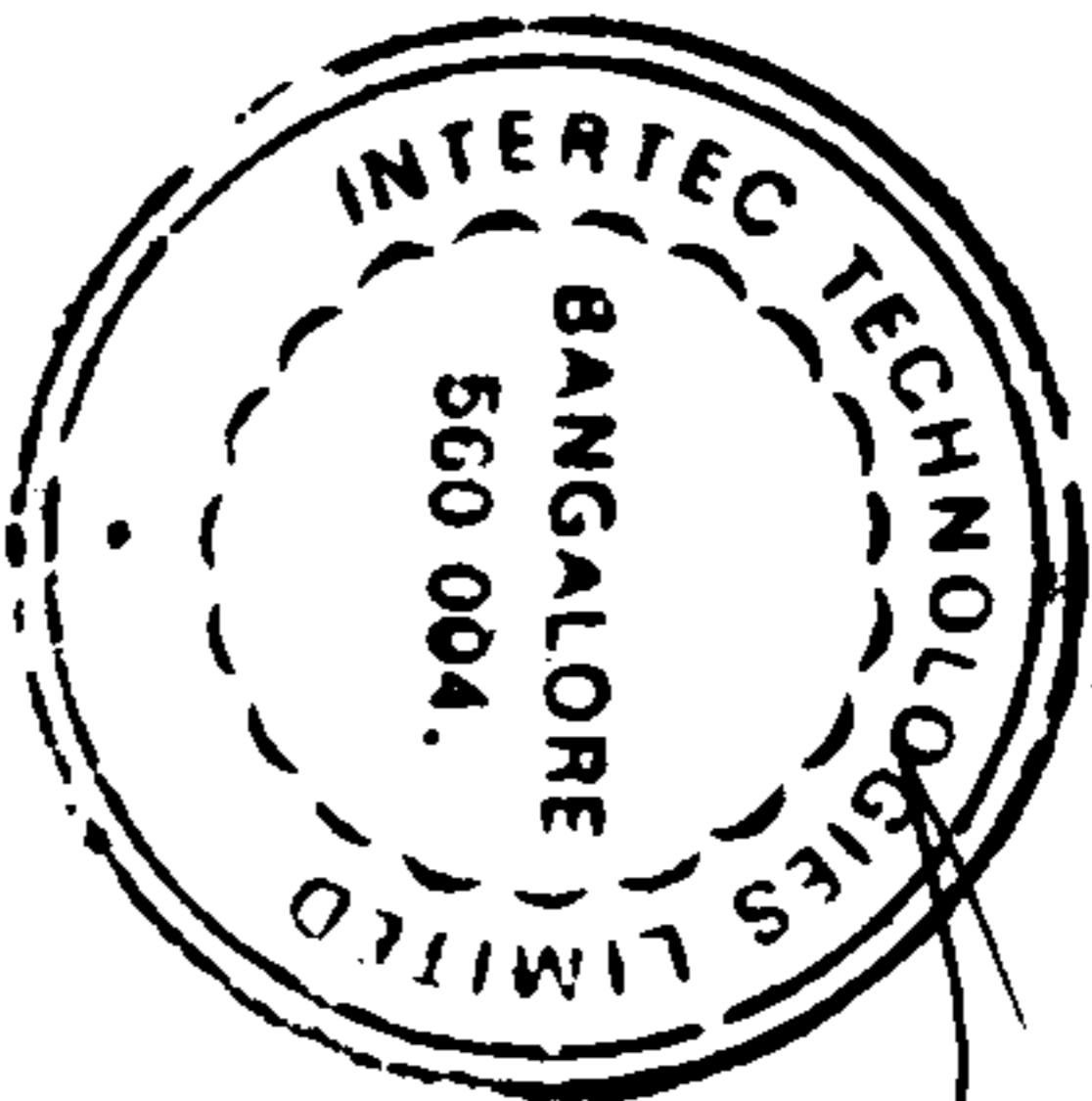
In each class of securities	Total as a % of (A+B+C)	No of Shares Underlying Outstanding convertible securities (Including Warrants)	Shareholding as a % assuming full conversion of convertible Securities (as a percentage of diluted share capital)	Number of Locked in Shares		Number of Shares pledged or otherwise encumbered		Number of equity shares held in dematerialized form
				No.	As a % of total Shares held	No.	As a % of total Shares held	
Total		(X)	(XI)	(XII)		(XIII)	(XIV)	
	0.00	0	0.00	0	NA	NA	0	0
	0.00	0	0.00	0	NA	NA	0	0
	0.00	0	0.00	0				0



**Details of Shares which remain unclaimed may be given hear along with details such as number of shareholders,**


No of Shareholders

No of shares



**Details of the shareholders acting in Concert including their Shareholding:**

Name of Shareholder	Name of PAC	No of shares	Holding%
<b>Total:</b>		<b>0</b>	<b>0</b>



*[Handwritten signature]*